

Borrow & Download

1. Once you have located a title you are interested in, tap the **BORROW** button

2. Borrowed titles can be found under **MY ACCOUNT** 

To **DOWNLOAD a title, you need an app capable of reading eBook files. Cantook Station recommends the free **ALDKIO** or **BLUEFIRE** reading apps.*

3. Tap **DOWNLOAD**

Returning eBooks

Read Alberta eBooks (with Cantook Station) will return automatically at the end of their loan period (21 days).


Troubleshooting

If you have questions or need help using Read Alberta eBooks (with Cantook Station):

1. Visit <http://marigold.cantookstation.com> and **SIGN IN**

2. Tap on the **HELP** tab

Library eBooks & Audiobooks for iOS Devices



eResources from your local public library
and Marigold Library System



eResources & Digital Content | www.marigold.ab.ca/eresources

February 2018

Welcome to OverDrive



Libby by OverDrive is a digital media service that enables you to borrow eBooks and audiobooks using your library card. eBooks and audiobooks borrowed using the free Libby by OverDrive app can be streamed or downloaded on your Apple iOS mobile device.

Getting Started

1. Download the free Libby by OverDrive app from the App Store
2. Open app and tap on "Hi"
3. Choose FIND MY LIBRARY
4. Search for your library's name
5. Your library and TRAC Consortium should appear, tap to select
6. Add your library card barcode and PIN (if you don't know your PIN, contact your local library)

Browse/Search

BROWSE: scroll down the homepage to view featured collections, or choose the EXPLORE OUR COLLECTIONS link under the POPULAR COLLECTIONS heading

SEARCH: Tap the SEARCH link at the top left of the homepage. Enter an author, title, subject, or combination to search



TIP: Be sure of the format type! An icon will indicate if the title you're looking at is an audiobook.

Welcome to Read Alberta eBooks (with Cantook Station)



Read Alberta eBooks (with Cantook Station) is a digital media service that enables you to borrow Alberta published eBooks using your library card. eBooks borrowed through the Read Alberta eBooks (with Cantook Station) website can be downloaded to your Apple iOS mobile device.

Getting Started

**Read Alberta eBooks (with Cantook Station) does NOT have an app. The eBooks can be accessed through the website using your mobile device's browser.*

1. Visit <http://marigold.cantookstation.com>
2. Tap the SIGN IN button at the top right. Enter your library card barcode and PIN (if you do not know your PIN, contact your local library)

Browse/Search

BROWSE: scroll down the Read Alberta eBooks homepage to view featured collections or tap the CATEGORIES button to view subjects

SEARCH: Tap in the SEARCH bar to enter your search terms. Enter an author, title, subject, or combination to search

Borrow & Download

1. If the title you are interested in is available to borrow, tap the **BORROW** button. The title will automatically begin downloading
2. Downloaded titles will appear in **MY BOOKS**. Tap on the ☰ icon to access
3. Tap on the book cover image to begin reading/playing

TIP: When reading a downloaded title, to return to the app menu at any time, quickly tap the centre of the screen and the **X** icon will appear at the top right of the page

Returning eBooks/Audiobooks

Ebook and audiobook titles will return automatically at the end of the loan period (21 days) . However, you may choose to return them early when finished.

1. In the Cloud Library app, tap on **MY BOOKS**
2. Tap on **RETURN** and choose the item you wish to return

Troubleshooting

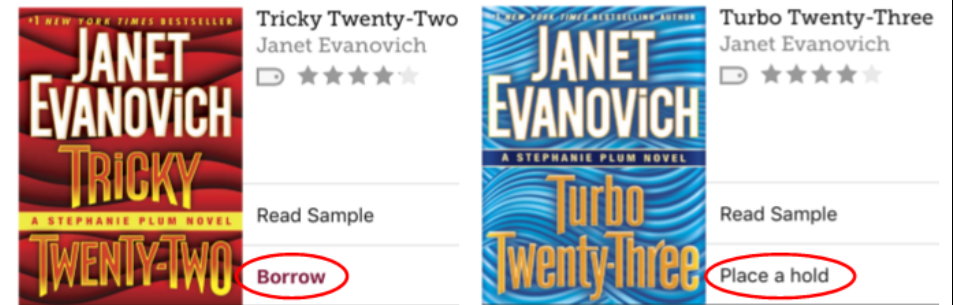
If you have questions or need help using Cloud Library with your device:

1. In the Cloud Library app main menu, tap on **ABOUT**
2. Choose **ONLINE HELP**

PLACING A HOLD:


eBooks and Audiobooks in OverDrive are the same as print library books - only one user may borrow a copy at a time (as per publisher's licensing).

For items that are currently borrowed by other users, you may choose to **PLACE A HOLD**. Once a hold is placed, you will be notified by email when it is available for you.



Borrow & Download

1. If the title you are interested in is available to borrow, tap the **BORROW** link, choose your loan period (7, 14, or 21 days), then tap on the **BORROW** button
2. You can now choose to keep browsing for more titles, or go to your bookshelf. If you choose to keep browsing, you may locate your borrowed titles at any time by going to your **SHELF**



TIP: By default, Libby downloads all loans. Downloads are paused while not connected to wifi. You can adjust these defaults in **DOWNLOAD SETTINGS**

3. To begin reading/listening, tap the **OPEN BOOK** link

TIP: When reading a downloaded title, to return to the app menu at any time, quickly tap the centre of the screen and tap the **BACK** link at the top left of the screen

Returning eBooks/Audiobooks

Ebook and audiobook titles will return automatically at the end of the loan period (21 days). However, you may choose to return them early when finished.

1. In the Libby app, go to your **SHELF**
2. Tap the cover of the title you wish to return. A list of options will appear. Tap on **RETURN TITLE TO LIBRARY** then tap on the **RETURN** button


Renewing OverDrive eBooks

If your OverDrive eBook doesn't have any holds on it, you will be permitted to renew it. The renewal option will activate three days prior to the end of the loan period.

1. In the Libby app, go to your **SHELF**
2. Tap the cover of the title you wish to renew, if the title is available for renewal, tap on **RENEW LOAN**

Troubleshooting

If you have questions or need help using Libby:

1. In the Libby app tap on the  menu
2. Tap on **TIPS & SECRETS**

Welcome to Cloud Library




Cloud Library is a digital media service that enables you to borrow eBooks and audiobooks using your library card. eBooks and audiobooks borrowed using the free Cloud Library app can be downloaded on your Apple iOS mobile device.



Getting Started

1. Download the free Cloud Library app from the Apple App Store
2. Open app and sign in by choosing Country, Province, Library (TRAC), and entering your library card barcode and PIN (if you do not know your PIN, contact your local library)

Browse/Search

BROWSE: choose **FEATURED** to view featured collections, or choose **BROWSE** to view **SUBJECTS**

SEARCH: Tap on the  icon to open the **SEARCH** box. Enter an author, title, subject, or combination to search

TIP: Be sure to look at the format type! An icon will indicate whether the title you're looking at is an eBook or Audiobook  

PLACING A HOLD:

eBooks and Audiobooks in Cloud Library are the same as print library books - only one user may borrow a copy at a time (as per publisher's licensing).

For items that are currently borrowed by other users, you may choose to **PLACE A HOLD**. Once a hold is placed, you will be notified by email when it is available for you.